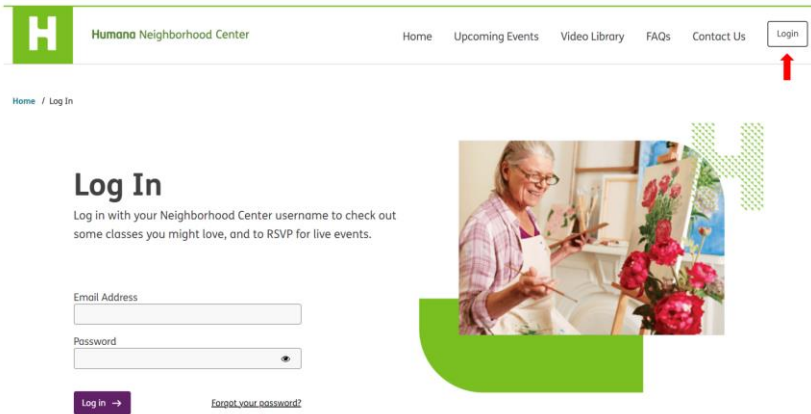


How to join a registered online class –

Option 1 (Recommended): Join a registered online class from our website at [humananeighborhoodcenter.com](https://www.humananeighborhoodcenter.com)



Human Neighborhood Center

Home Upcoming Events Video Library FAQs Contact Us Login

Home / Log In

Log In

Log in with your Neighborhood Center username to check out some classes you might love, and to RSVP for live events.

Email Address

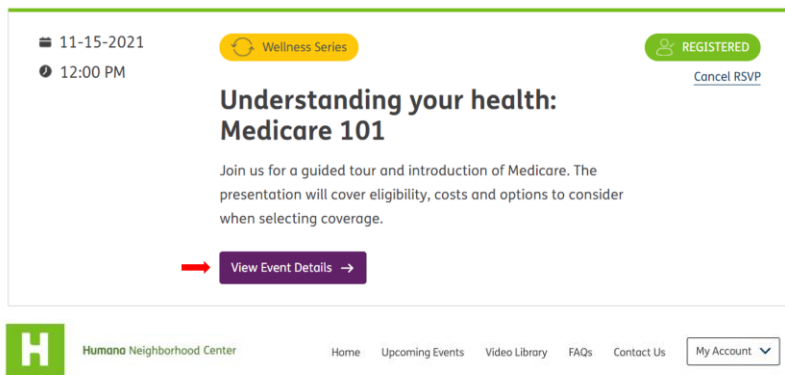
Password

Log In → [Forgot your password?](#)

1. At the scheduled time of event, open web browser from your device (Google Chrome, Microsoft Edge, Internet Explorer, Mozilla Firefox, or Safari)
2. Please visit our website at <https://www.humananeighborhoodcenter.com/>
3. Log into your account by selecting the **Login** icon located on the upper right corner of the page.
4. If you have created an account, please enter your email address and password to log in. If you have not created an account, please select **create an account**. **Please follow the entry in our [FAQ](#) if you have any issues with creating your account for further guidance.**
5. Once logged into your account, you can find the registered classes within your upcoming live events. Select the class and click on the **View Event Details** icon. Then select **Start Streaming** to join class.

*Note: Please allow the site time to load, it will open Zoom directly on the [humananeighborhoodcenter.com](https://www.humananeighborhoodcenter.com) website. Enjoy watching!

Your Upcoming Live Events (1)



11-15-2021 Wellness Series REGISTERED Cancel RSVP

Understanding your health: Medicare 101

Join us for a guided tour and introduction of Medicare. The presentation will cover eligibility, costs and options to consider when selecting coverage.

View Event Details →

Home / Upcoming Events / Understanding your health: Medicare 101

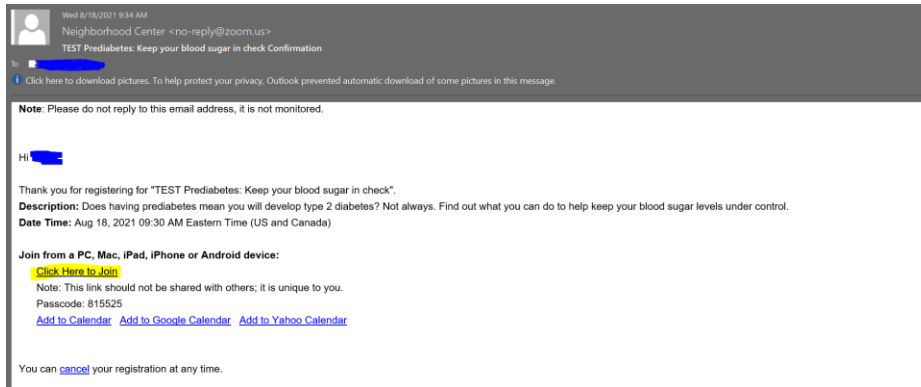
Understanding your health: Medicare 101

This event is in progress. Join the live event.

Start Streaming →

Having trouble hearing the event or seeing the transcriptions? Join using the Zoom app [here](#)

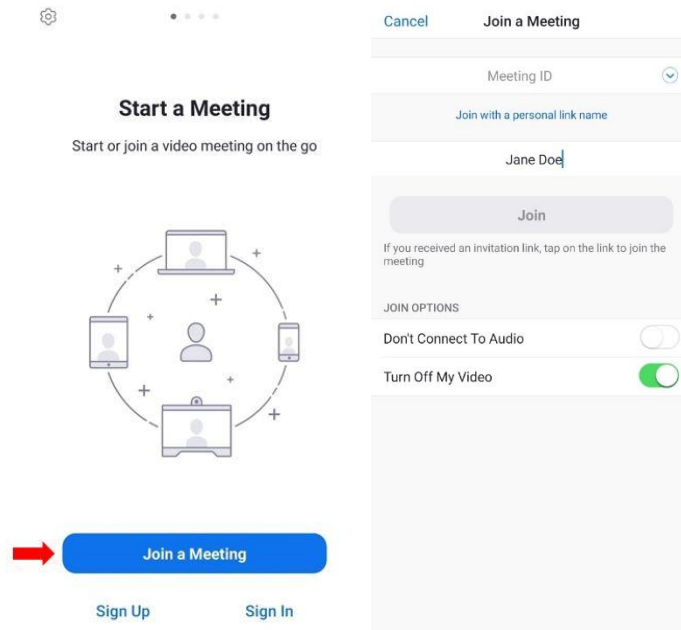
Option 2: Join a registered class from Zoom application via PC, Mac, iPad, iPhone, or Android device



1. Once you have registered for an upcoming class, you will receive an email confirming your RSVP. As well as receiving reminder emails for one week, one day, and one hour prior to the start of class. Please note that the class registration email will be send to the email address you have with your humananeighborhoodcenter.com account.
2. You can find the link to join the registered class via the Zoom application within those reminder emails. At the scheduled time of class, please open link to join class.

*Note: please download the Zoom application prior to these steps if you are using a smart phone or tablet.

Option 3: Join directly from Zoom application via smart phones and tablets (iOS/Android)

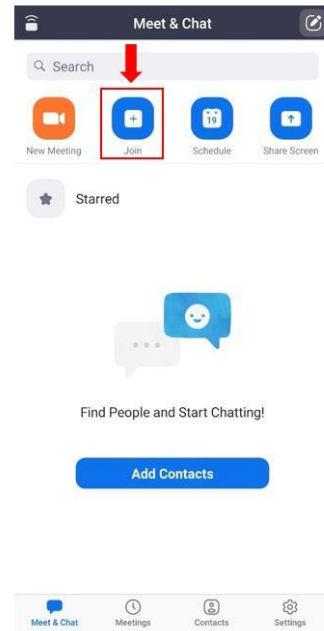


1. Open Google Play Store or Apple app store from your device, search for **Zoom** and download application.
2. Once Zoom application is downloaded, open the application from your device.

If you want to make a Zoom account and need help, follow these steps [here](#) or [here](#)

Join a meeting without an Zoom account –

- a. Tap **Join a meeting**, enter **meeting ID** provided within email invite, enter **your display name**, select if you would like to connect audio and/or video. then tap **Join meeting**



Join a meeting with an Zoom account –

1. Tap **Sign in**, enter your **email address and password**, then tap **Sign in**.
2. In the Meet & Chat page, Select **Join**, enter **Meeting ID** and **display name**, then click **Join** to enter class.

